






FAULT SIGNAL CONTACT 2NO FOR MCB 5SL, 5SY, 5SP, RCBO 5SU1, RCD 5SV



Model	
Product brand name	SENTRON
Product designation	Fault signal contact
Design of the product	Mountable
Design of the product / factory mounted	No
Control current	
Type of voltage / of control voltage	AC/DC
Product details	
Product extension	Fault signal contact
<ul style="list-style-type: none"> <li>can be mounted</li> </ul>	RCBO and miniature circuit breaker
Number	
Number of fault signal contacts	1
Number of NC contacts	0
Number of NO contacts	2
Number of CO contacts	0
Mechanical Design	
Number of width units	0.5

Net weight	68 g		
Equipment marking	SF		
• acc. to DIN EN 81346-2			
<b>General Product Approval</b>	<b>Declaration of Conformity</b>	<b>Test Certificates</b>	<b>Shipping Approval</b>
 CCC	 UL	 VDE	 EG-Konf.
		<a href="#">Miscellaneous</a>	 LRS

**other**  
[Miscellaneous](#)

### Further information

**Information- and Downloadcenter (Catalogs, Brochures,...)**

<http://www.siemens.com/lowvoltage/catalogs>

**Industry Mall (Online ordering system)**

<https://mall.industry.siemens.com/mall/en/en/Catalog/product?mlfb=5ST3021>

**Service&Support (Manuals, Certificates, Characteristics, FAQs,...)**

<https://support.industry.siemens.com/cs/ww/en/ps/5ST3021>

**Image database (product images, 2D dimension drawings, 3D models, device circuit diagrams, ...)**

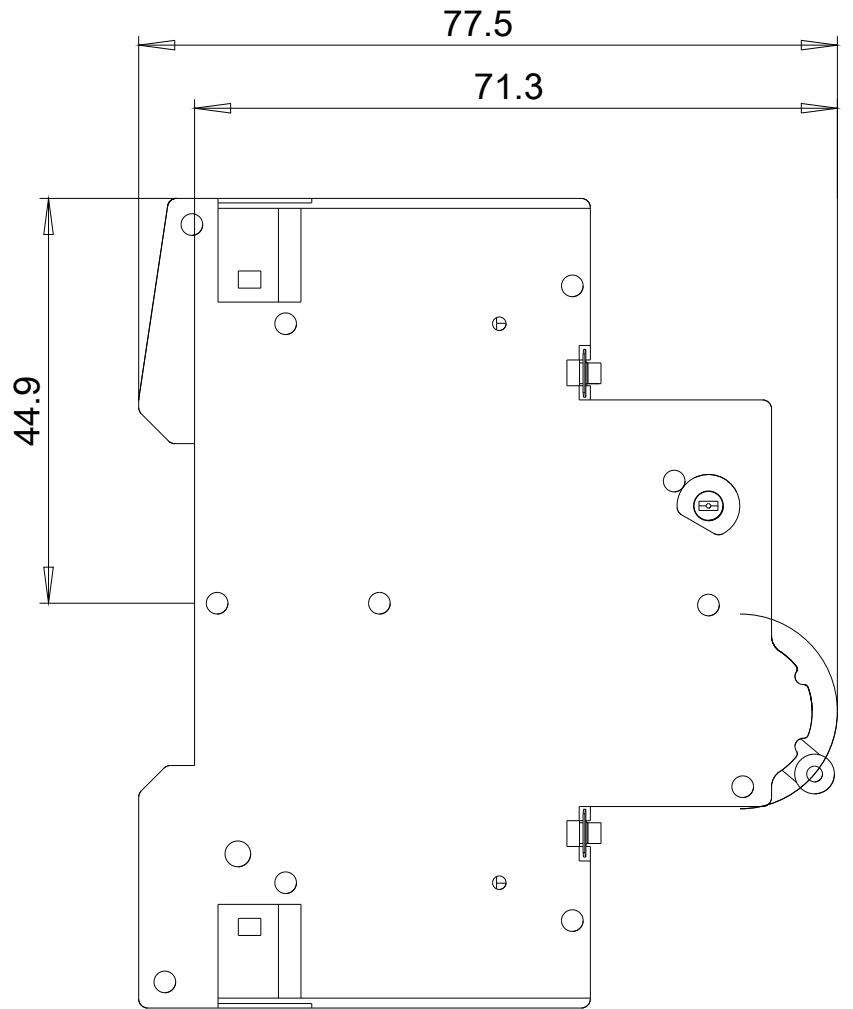
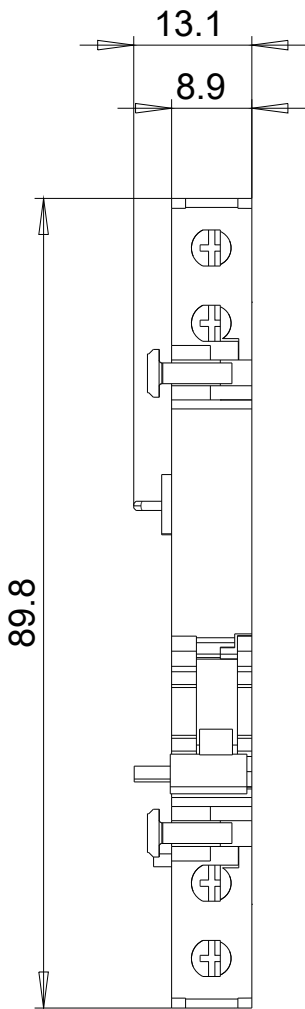
[http://www.automation.siemens.com/bilddb/cax\\_en.aspx?mlfb=5ST3021](http://www.automation.siemens.com/bilddb/cax_en.aspx?mlfb=5ST3021)

**CAX-Online-Generator**

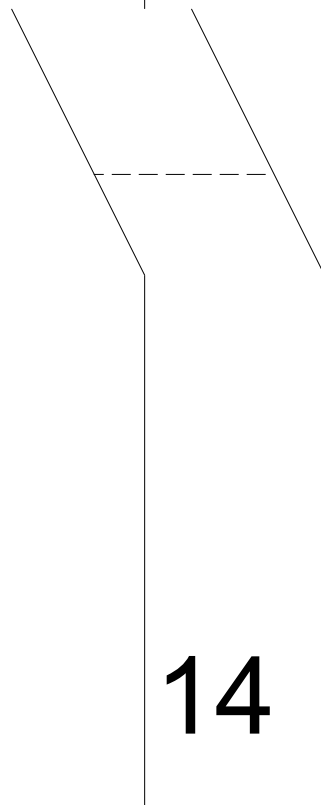
<http://www.siemens.com/cax>

**Tender specifications**

<http://www.siemens.com/specifications>



13 | 23



14 | 24

